



## **Explicit Finance Limited**

305, Sohan Commercial Plaza, Opp. Shivsena Office,  
Vasai (E), Dist.Thane - 401 210.  
Tel. : 0250 - 3246249 / 9320478152  
CIN No. : L6599 OMH1994 PLC 076788  
Website : www.explicitfinance.net  
Email : explicit\_finance@rediffmail.com

19<sup>th</sup> January,2016  
Department of Corporate Services,  
Bombay Stock Exchange Limited  
P.J.Tower,  
Dalal Street, Fort,  
Mumbai – 400 001

Dear Madam,

**Scrip Code : - 530571**


**Sub:- Quarterly Disclosures of the Shareholdings under Regulation 31 of Listing Agreement.**

With reference to above, please find enclosed herewith Shareholding Pattern of the Company under Regulation (31) of listing agreement for the Quarter ended 31<sup>st</sup> December, 2015.

Kindly take the same on your record.

Thanking You,

Yours truly,  
For EXPLICIT FINANCE LIMITED



Swati Dave

Managing Director  
Encl:a.a.

### HOLDING OF SPECIFIED SECURITIES ANNEXURE - 1

1. Name of Listing Entity : EXPLICIT FINANCE LTD

2. 530571/EXPLICIT/EQUITY

3. Share Holding Pattern Filed under: Reg. 31(1)(b) SHAREHOLDING AS ON : 31/12/2015

4. Declaration : The Listed entity is required to submit the following declaration to the extent of submission of information :-

	Particulars	Yes*	No*
1	Whether the Listed Entity has issued any partly paid up shares?		No
2	Whether the Listed Entity has issued any Convertible Securities or Warrants?		No
3	Whether the Listed Entity has any shares against which depository reseipts are issued?		No
4	Whether the Listed Entity has any shares in locked-in?	YES	
5	Whether any shares held by promoters are pledge or otherwise encumbered?		No




Table I - Summary Statement holding of specified securities

Category (I)	Category of shareholder (II)	Nos. of shareholders (III)	No. of fully paid up equity shares held (IV)	No. of Partly paid-up equity shares held (V)	No. of underlying Depository Receipts (VI)	Total Nos. (VII = IV+V+VI) shares held	Shareholding as a % of total nos. of shares (Calculated as per SCRR, 1957) (VIII) As a % of (A+B+C2)	No of voting Rights held in each class of securities (IX)		Total as a % of convertible securities (as a % of diluted share capital)	No of outstanding convertible securities (as a % of diluted share capital)	Number of Locked in shares (XII)		Number of shares pledged or otherwise encumbered (XIII)		Number of dematerialized equity shares held (XIV)
								Class X	Class Y			Total	as a % of (A+B+C)	No. (a)	As a % of Total shares held (b)	
(A)	Promoter and Promoter Group	7	1181025	0	0	1181025	12.74			12.09		670000	59.78	0	0.00	1120800
(B)	Public	1820	8086575	0	0	8086575	87.26			87.91		0	0.00	N/A	N/A	6220600
(C)	Non Promoter - Non Public											0	0.00	N/A	N/A	0
(C1)	Shares underlying DRs	0	0	0	0	0	0.00			0.00		0	0.00	N/A	N/A	0
(C2)	Shares held by Employee Trusts	0	0	0	0	0	0.00			0.00		0	0.00	N/A	N/A	0
	Total	1827	9267600	0	0	9267600	100.00			100.00		670000	59.78	0	0.00	7341400




Table II - Statement showing Shareholding Pattern of the Promoter and Promoter Group

1	Category & Name of the Shareholder (i)	PAN (ii)	Nos. of share holders (iii)	No. of fully paid up equity shares held (iv)	No. of Partly paid-up equity shares held (v)	No. of shares underlying Depository Receipts (vi)	Total Nos. shares held (vii = iv+v+vi)	Shareholding % calculate as per SCRR 1957 As a % of (A+B+C2) (viii)	No of voting Rights held in each class of securities (ix)			Total as a % of voting rights	No of shares underlying convertible Securities (including warrants) (x)	Total Shareholding as a % assuming full conversion of convertible securities(as a % of diluted share capital) (xi) = (viii)+(x) as a %	Number of Locked in shares (xii)		Number of shares pledged or otherwise encumbered (xiii)	
									Class X	Class Y	Total				No.(a)	As a % of Total shares held (b)	No.(a)	As a % of Total shares held (b)
(a)	Indian Individuals/HUFs		0	0	0	0	0	0.00						0	0	0	0.00	
(b)	Central Govt./State Govt.		0	0	0	0	0	0.00						0	0	0	0.00	
(c)	Financial Institutions/Banks		0	0	0	0	0	0.00						0	0	0	0.00	
(d)	Any Other																	
d(1)	Bodies Corporate																	
	TRINADHANVA TRADING PRIVATE LIMITED																	
d(2)	Directors		2	945000	0	0	945000	10.20						10.20	670000	70.90	0	0.00
	ADXP02790E		1	15200	0	0	15200	0.16						1.11	0	0.00	0	0.00
	MAANKAR AVINASH B.		2	72800	0	0	72800	0.79						0.79	0	0.00	0	0.00
d(3)	Directors Relatives																	
	GOPAL DAVE		1	103000	0	0	103000	1.11						1.11	0	0.00	0	0.00
	PRAMOD DAVE		1	45025	0	0	45025	0.49						0.49	0	0.00	0	0.00
	AEBP05043D		7	1181025	0	0	1181025	12.74						12.09	670000	59.78	0	0.00
2	Foreign																	
(a)	Individuals(NRI/Foreign Individuals)		0	0	0	0	0	0.00						0.00	0	0.00	0	0.00
(b)	Government		0	0	0	0	0	0.00						0.00	0	0.00	0	0.00
(c)	Institutions		0	0	0	0	0	0.00						0.00	0	0.00	0	0.00
(d)	Foreign Portfolio Investor		0	0	0	0	0	0.00						0.00	0	0.00	0	0.00
(e)	Any Other(specify)		0	0	0	0	0	0.00						0.00	0	0.00	0	0.00
	Sub Total (A)(2)		0	0	0	0	0	0.00						0.00	0	0.00	0	0.00
	Total Shareholding of Promoter and Promoter Group (A)=(A)(1)+(A)(2)		7	1181025	0	0	1181025	12.74						12.09	670000	59.78	0	0.00



Table III - Statement showing Shareholding Pattern of the Public Shareholder

1	Category & Name of the shareholder (i)	PAN (ii)	Nos. of share holders (iii)	No. of fully paid up equity shares held (iv)	No. of Party paid-up equity shares held (v)	No. of shares underlying Depository Receipts (vi)	Total Nos. shares held (VII = IV+V+VI)	Shareholding % calculate as per SCRR 1957 As a % of (A+B+C2) (VIII)	No. of voting Rights held in each class of securities (IX)		Total as a % of voting rights	No. of shares underlying convertible Securities (including warrants) (X)	Shareholding as a % assuming full conversion of securities (as a % of diluted share capital) (XI) = (VIII)+(X) as a %	Number of Locked In shares (XII)		Number of shares pledged or otherwise encumbered (XIII)	
									Class X	Class Y				Total	No.(a)	As a % of Total shares held (b)	No.(a)
(a)	Mutual Funds		0	0	0	0	0	0.00					0.00	0	0.00	0	0.00
(b)	Venture Capital Funds		0	0	0	0	0	0.00					0.00	0	0.00	0	0.00
(c)	Alternate Investments Funds		0	0	0	0	0	0.00					0.00	0	0.00	0	0.00
(d)	Foreign Venture Capital Investors		0	0	0	0	0	0.00					0.00	0	0.00	0	0.00
(e)	Foreign Portfolio Investors		0	0	0	0	0	0.00					0.00	0	0.00	0	0.00
(f)	Financial Institutions/Banks		0	0	0	0	0	0.00					0.00	0	0.00	0	0.00
(g)	Insurance Companies		0	0	0	0	0	0.00					0.00	0	0.00	0	0.00
(h)	Provident Funds / Pension Funds		0	0	0	0	0	0.00					0.00	0	0.00	0	0.00
(i)	Any other (Specify)		0	0	0	0	0	0.00					0.00	0	0.00	0	0.00
	Sub Total (B)(1)		0	0	0	0	0	0.00					0.00	0	0.00	0	0.00
2	Central Government/State Government(s) / President of India		0	0	0	0	0	0.00					0.00	0	0.00	0	0.00
(a)	Central Govt./State Govt.		0	0	0	0	0	0.00					0.00	0	0.00	0	0.00
	Sub Total (B)(2)		0	0	0	0	0	0.00					0.00	0	0.00	0	0.00
3	Non-Institutions		0	0	0	0	0	0.00					0.00	0	0.00	0	0.00
(a)	Individual		0	0	0	0	0	0.00					0.00	0	0.00	0	0.00
(ai)	Ind-Hold nominal shr capital upto Rs. 2L		1751	1949899	0	0	1949899	21.04					21.69	0	0.00	0	0.00
(aii)	Ind-Hold nominal shr capital in excess of Rs. 2L		16	479819	0	0	479819	5.18					5.18	0	0.00	0	0.00
(b)	DEEPAU SALUNKE	BGPPS0431M	1	344800	0	0	344800	3.72					3.72	0	0.00	0	0.00
(b)	NBFCs Registered with RBI		0	0	0	0	0	0.00					0.00	0	0.00	0	0.00
(c)	Employees Trusts		0	0	0	0	0	0.00					0.00	0	0.00	0	0.00
(d)	Overseas Depositories (holding DRs) (balancing figure)		0	0	0	0	0	0.00					0.00	0	0.00	0	0.00
(e)	Any Other		0	0	0	0	0	0.00					0.00	0	0.00	0	0.00
e(1)	Bodies Corporate		45	246332	0	0	246332	2.66					2.66	0	0.00	0	0.00
	ANGELICA TRADING PRIVATE LIMITED	AAJCA742R	1	1375000	0	0	1375000	14.84					14.84	0	0.00	0	0.00
	BRU PLANTATIONS PRIVATE LTD	AAACB1675M	1	1230000	0	0	1230000	13.27					13.27	0	0.00	0	0.00
	TRANSDEAL SECURITIES PVT LTD	AAACT3252C	1	1225000	0	0	1225000	13.22					13.22	0	0.00	0	0.00
	TUNGARISHWAR FOOD PRODUCTS PRIVATE LTD	AAACT6265H	1	1225000	0	0	1225000	13.22					13.22	0	0.00	0	0.00
e(2)	NRI		3	10725	0	0	10725	0.12					0.12	0	0.00	0	0.00
	Sub Total (B)(3)		1820	8086575	0	0	8086575	87.26					87.91	0	0.00	0	0.00
	Total Public Shareholding		1820	8086575	0	0	8086575	87.26					87.91	0	0.00	0	0.00
	(B)=(B)(1)+(B)(2)+(B)(3)		1820	8086575	0	0	8086575	87.26					87.91	0	0.00	0	0.00



Table IV - Statement showing Shareholding Pattern of the Non Promoter - Non Public shareholder

Category & Name of the shareholder (I)	PAN (II)	Nos. of share holders (III)	No. of fully paid up equity shares held (IV)	No. of partly paid-up equity shares held (V)	No. of shares underlying Depository Receipts (VI)	Total Nos. shares held (VII) = (IV)+(V)+(VI)	Shareholding % calculate as per SCRR 1957 As a % of (A+B+C2) (VIII)	No of voting Rights held in each class of securities (IX)			No of shares underlying outstanding convertible Securities (including warrants) (X)	Total Shareholding as a % assuming full Conversion of convertible securities(as a % of diluted share capital) (XI) = (VII)+(X) as a %	Number of Locked In shares (XII)		Number of shares pledged or otherwise encumbered (XIII)	
								Class X	Class Y	Total			No. (a)	As a % of Total shares held (b)	No. (a)	As a % of Total shares held (b)
1 Custodian/ DR Holder			0	0	0	0	0.00					0.00	0	0.00	0	0.00
(iv) 100% ADR/REDS			0	0	0	0	0.00					0.00	0	0.00	0	0.00
2 Employee Benefit Trust (under SEBI (Share Based Employee Benefit) Regulations, 2014)			0	0	0	0	0.00					0.00	0	0.00	0	0.00
Total Non-Promoter-Non Public Shareholding (C) = (C1)+(C2)			0	0	0	0	0.00					0.00	0	0.00	0	0.00

